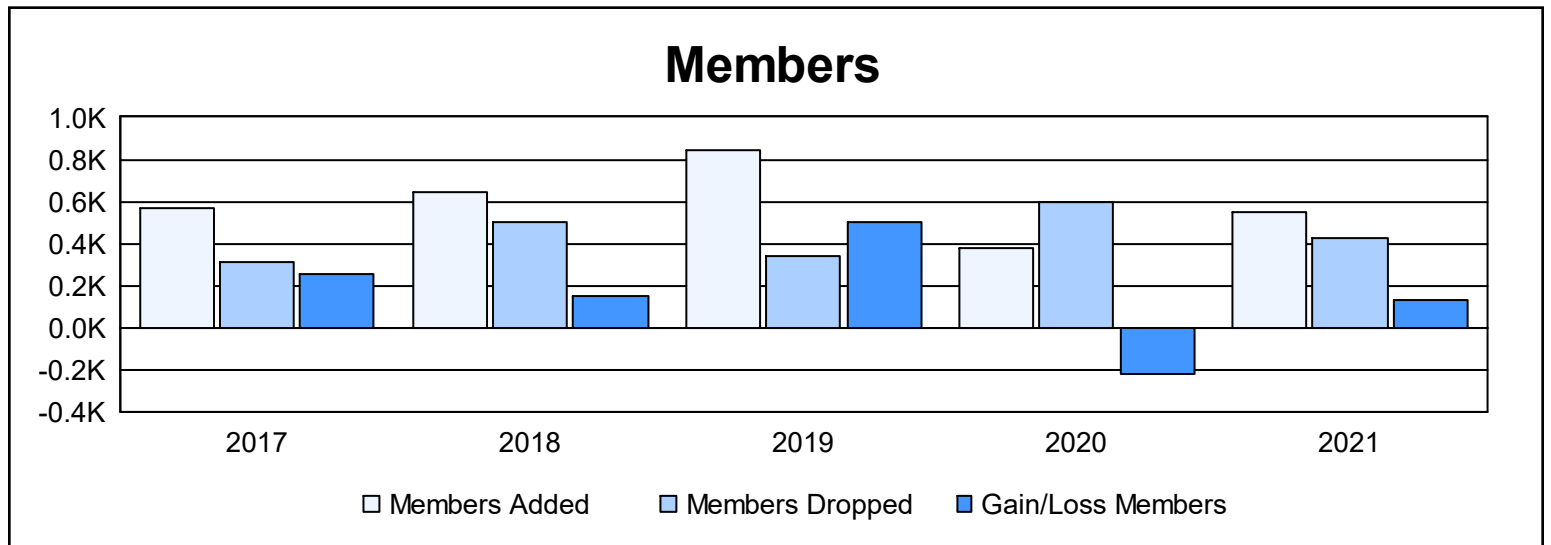
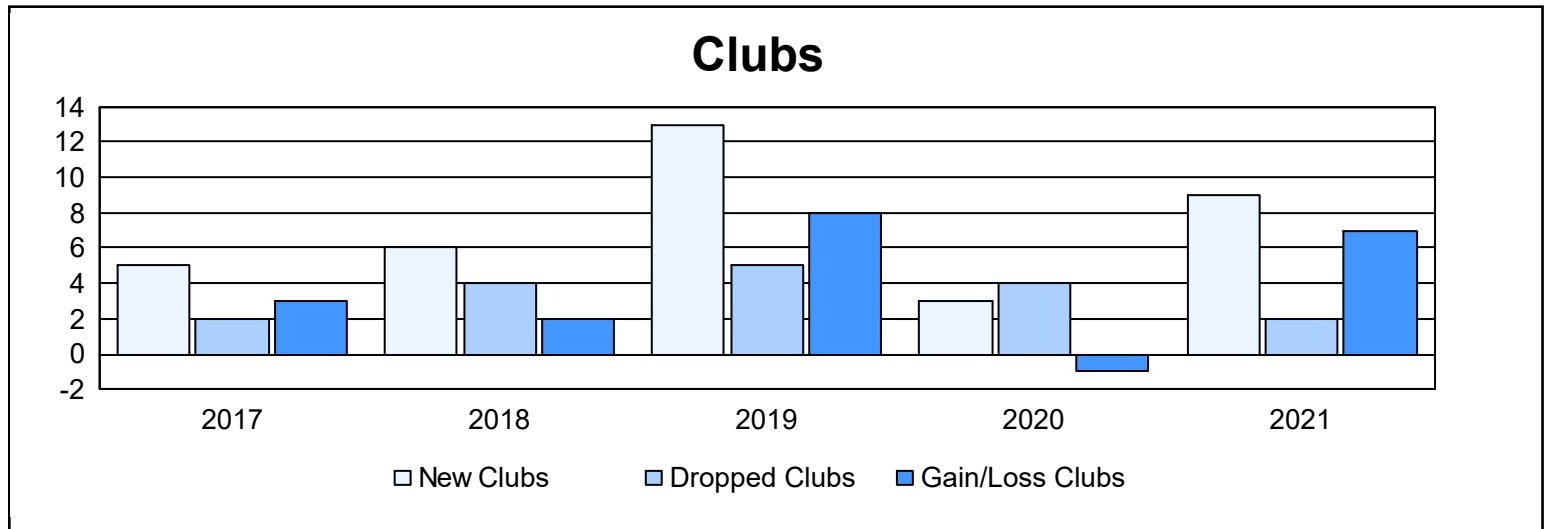
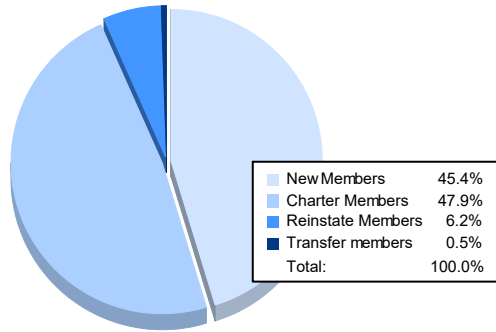


Year	New Clubs	Dropped Clubs	Gain/ Loss Clubs	New Members	Charter Members	Reinstate Members	Transfer Members	Total Member Added	Total Members Dropped	Gain/ Loss Members
2016-2017	5	2	3	323	177	59	10	569	314	255
2017-2018	6	4	2	428	184	30	6	648	498	150
2018-2019	13	5	8	456	346	36	1	839	341	498
2019-2020	3	4	-1	233	116	28	1	378	595	-217
2020-2021	9	2	7	250	264	34	3	551	425	126
<b>Average</b>	<b>7</b>	<b>3</b>	<b>4</b>	<b>338</b>	<b>217</b>	<b>37</b>	<b>4</b>	<b>597</b>	<b>435</b>	<b>162</b>



### Membership Composition June 2021 Cumulative



### Gender Composition June 2021 Cumulative

